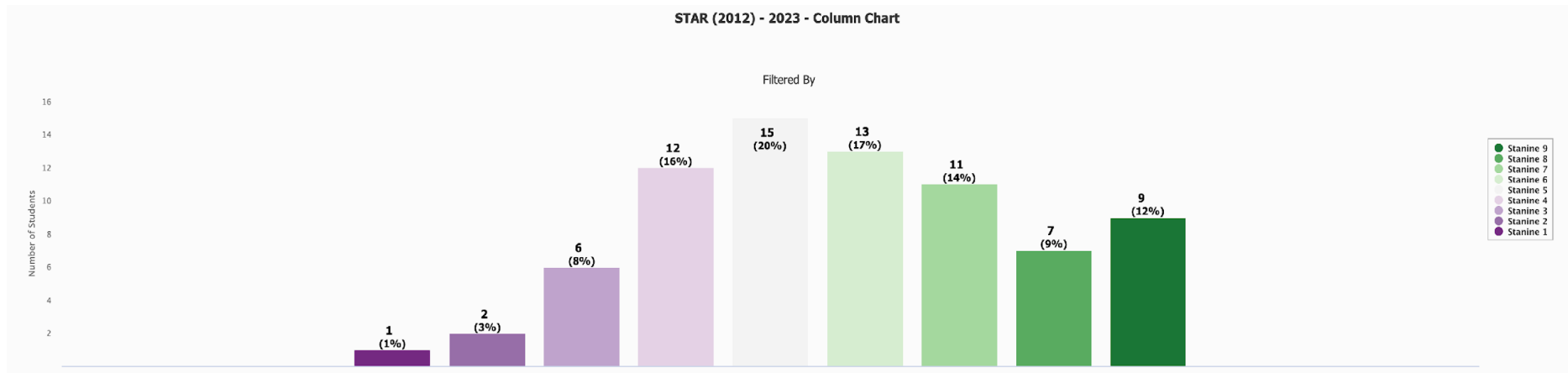


# STAR RESULTS JUNE 2023



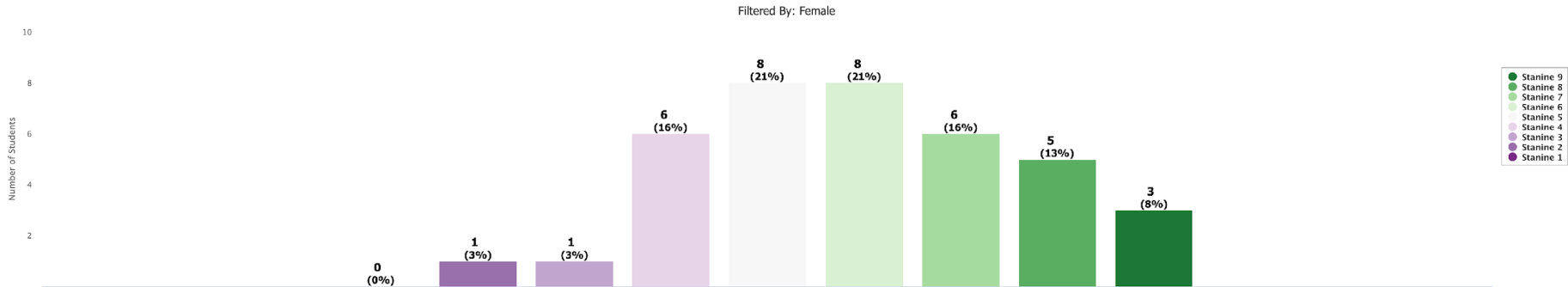
STAR Overall results: The results *indicate* the following in relation to reading comprehension across the English Medium strands:

**Below expectation:** 24%      2022: 19%.      2021: 16%  
**Well below expectation:** 4%.      2022: 8%      2021: 5%.  
**At expectation:** 37%  
**Above expectation:** 23%  
**Well above expectation:** 12%.

**Below to well below:** 28%.      2022: 27%      2021: 21%.  
**Above to well above:** 35%.      2022: 43%.      2021: 44%.  
**At to well above:** 72%.      2022: 75%.      2021: 79%

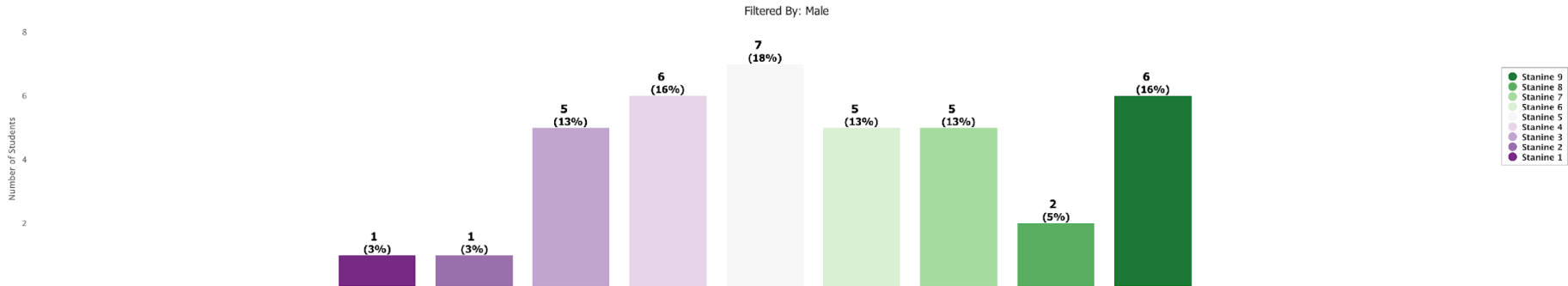
**Further context:** Within stanine 1 to 4 are 12 students who are on the learning support register. Five are dyslexic, 3 are ESOL students, 1 is on Reading Recovery and the rest are on the autistic spectrum. Added to this number are two others who are ex ESOL students and no longer qualify for funding. Two other students have histories that include missed schooling and/or emotional trauma prior to starting at Otari School and involvement with social support agencies. Therefore 17/21 (81%) of students in the *below to well below* results have extra challenges known to teachers and catered for through learning support funding, private tuition or a modified learning programme within the classroom.

STAR (2012) - 2023 - Column Chart



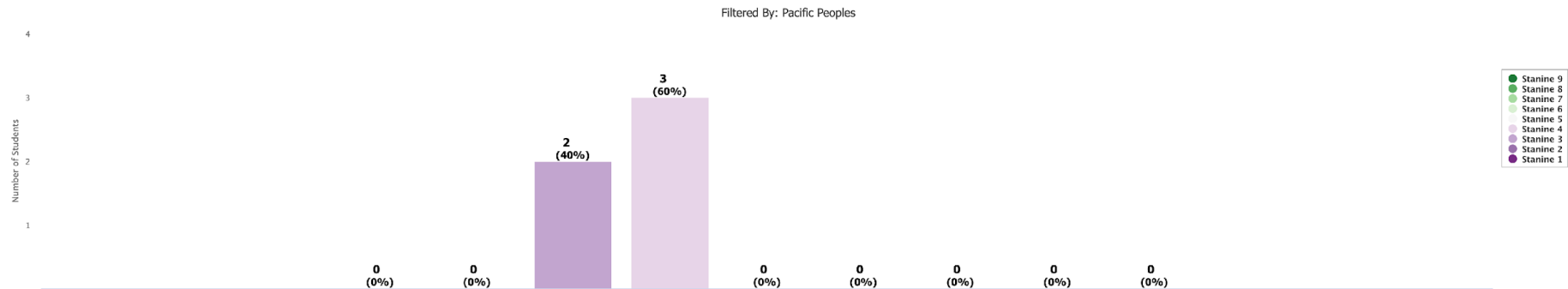
This graph indicates 79% of female students are achieving at or above expectation for reading comprehension. In 2022 there were 78%. This year, 37% are in the above to well above range, with 19% (7 students) achieving below expectation and 3% (1 student) achieving well below.

STAR (2012) - 2023 - Column Chart



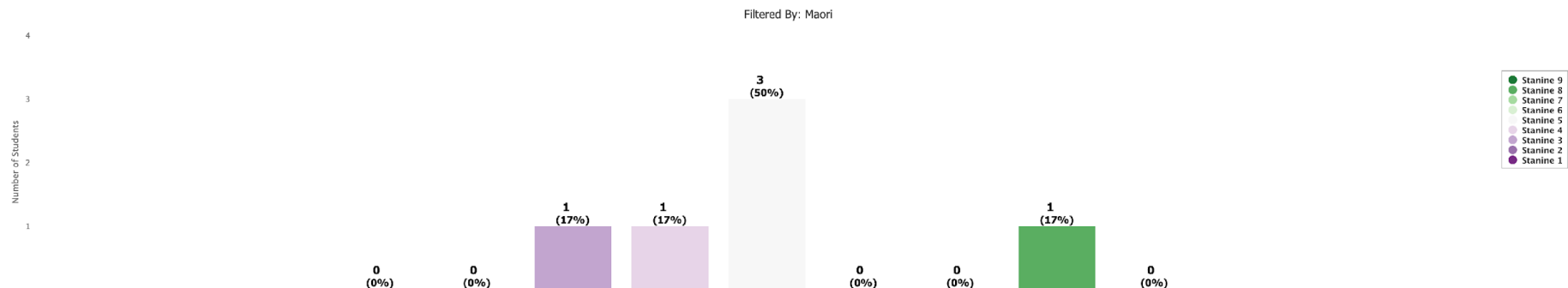
This graph indicates 65% of male students are achieving at or above expectation for reading comprehension. In 2022 there were 69%. This year 34% are in the above to well above range, with 29% (11 students) achieving below expectation and 6% (2 students) achieving well below. 15% more girls achieve at or above and 13% more boys are achieving below to well below. 8% more boys achieved well above expectation.

STAR (2012) - 2023 - Column Chart



Our 5 **Pacific Peoples** students have all achieved results on the STAR test below expectation. They are receiving extra support for literacy.

STAR (2012) - 2023 - Column Chart



Of the 6 **Māori** students tested within the English medium strands, 1 scored stanine 4 (borderline/below), 1 scored stanine 3 (below), 3 achieved at expectation and 1 achieved above expectation. The two students below stanine 5 receive some extra classroom based support.

Year Levels:

**STAR (2012) - 2023 - Student Grid**

Split By: Year Level

Search:

↑↓	Stanine 9	↑↓	Stanine 8	↑↓	Stanine 7	↑↓	Stanine 6	↑↓	Stanine 5	↑↓	Stanine 4	↑↓	Stanine 3	↑↓	Stanine 2	↑↓	Stanine 1	↑↓
<b>3</b>	6		0		1		0		2		2		2		0		0	
<b>4</b>	0		1		4		1		1		1		1		0		0	
<b>5</b>	2		4		1		6		3		2		0		0		0	
<b>6</b>	1		1		3		4		3		3		0		2		1	
<b>7</b>	0		1		1		1		4		1		3		0		0	
<b>8</b>	0		0		1		1		2		3		0		0		0	

Providing the data across year levels helps to put it in further perspective. We can see across the levels that most of the students in the “below” category achieved a stanine 4, which indicates just below, or borderline. There may be students who achieve a stanine 4 in the STAR test whose overall reading performance warrants an OTJ of achieving at expectation. One test result is not an Overall Teacher Judgement; it contributes to the judgement.

Clifford Wicks  
June 19, 2023